

UCG 100-12

12V 100AH

Deep Cycle Gel

Ultracell®

'Quality in Every Language'

UCG100-12



Physical Specification

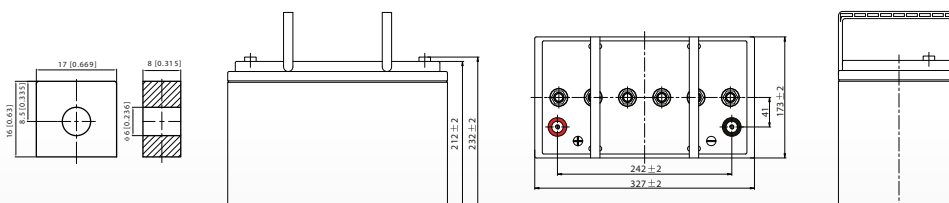
Part Number:	UCG100-12
Length:	328 ± 2 mm (12.87 inches)
Width:	173 ± 2 mm (6.81 inches)
Container Height:	212 ± 2 mm (8.35 inches)
Total Height (with terminal):	232 ± 2 mm (9.13 inches)
Approx Weight:	Approx 31.0kg (68.4lbs)

Specifications

	Normal Voltage	12V
	Normal Capacity (10HR)	100AH
Terminal Type	Standard Terminal	F10
	Optional Terminal	F11
Container Material	Standard Option	ABS
	Flame Retardant Option (FR)	UL94:VO
Rated Capacity	104.0 AH/5.20A	(20hr, 1.80V/cell, 25°C / 77°F)
	100.0 AH/10.0A	(10hr, 1.80V/cell, 25°C / 77°F)
	88.0 AH/17.6A	(5hr, 1.75V/cell, 25°C / 77°F)
	76.2 AH/25.4A	(3hr, 1.75V/cell, 25°C / 77°F)
	63.8 AH/63.8A	(1hr, 1.60V/cell, 25°C / 77°F)
Max Discharge Current	1000A (5s)	
Internal Resistance	Approx 5.9mΩ	
Discharge Characteristics	Operating Temp. Range	Discharge: -20 ~ 55°C (-4 ~ 131°F)
		Charge: 0 ~ 40°C (32 ~ 104°F)
		Storage: -20 ~ 50°C (-4 ~ 122°F)
	Nominal Operating Temp. Range	25 ± 3°C (77 ± 5°F)
	Cycle Use	Initial Charging Current less than 24.0A Voltage 14.4V ~ 15.0V at 25°C (77°F) Temp. Coefficient -30mV/°C
	Standby Use	No limit on Initial Charging Current Voltage 13.5V ~ 13.8V at 25°C (77°F) Temp. Coefficient -20mV/°C
Capacity affected by Temperature	40°C (104°F) 103%	
	25°C (77°F) 100%	
	0°C (32°F) 86%	
Design Floating Life at 20°C	15 Years	
Self Discharge	Ultracell batteries may be stored for up to 9 months at 25°C(77°F) and then a refresh charge is required. For higher temperatures the time interval will be shorter.	

Dimensions

F10 Terminal



ALL DATA IS SUBJECT TO CHANGE WITHOUT NOTICE

Ultracell (UK) Ltd | Vesty Business Park | Vesty Road | Liverpool | L30 1NY | United Kingdom
Tel: +44 (0) 151 523 2777 Fax: +44 (0) 151 523 0855 Email: info@ultracell.co.uk

www.ultracell.co.uk



CE 1188 MH 29410

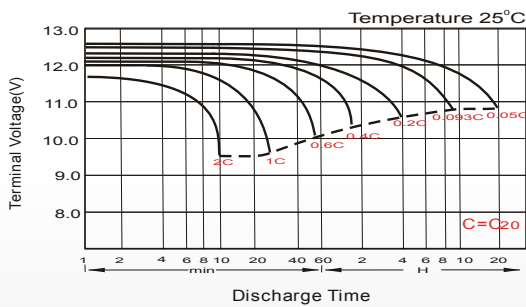
Constant Current Discharge (Amperes) at 25°C (77°F)

F.V/Time	5 min	10 min	15 min	20 min	30 min	45 min	1h	2h	3h	4h	5h	6h	8h	10h	20h
1.85V/cell	173.6	146.4	130.2	115.3	87.5	65.2	52.4	31.3	23.5	19.2	16.4	14.4	11.6	9.65	5.13
1.80V/cell	210.0	167.6	143.7	123.5	92.1	68.7	55.1	33.1	24.6	20.2	17.2	15.0	12.0	10.0	5.20
1.75V/cell	237.0	186.3	154.0	130.8	96.5	71.3	57.1	34.4	25.4	20.7	17.6	15.3	12.2	10.1	5.29
1.70V/cell	261.6	199.5	165.1	138.9	101.8	74.6	59.5	35.3	26.0	21.2	17.9	15.6	12.4	10.2	5.34
1.65V/cell	291.7	215.1	178.5	146.6	106.7	77.4	61.9	36.3	26.7	21.7	18.3	15.9	12.6	10.3	5.40
1.60V/cell	330.8	232.5	188.5	154.3	112.3	80.5	63.8	37.5	27.6	22.2	18.6	16.2	12.7	10.5	5.45

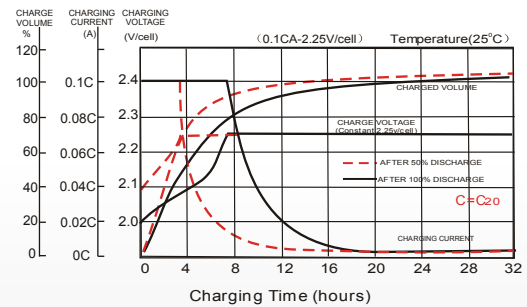
Constant Power Discharge (Watts) at 25°C (77°F)

F.V/Time	5 min	10 min	15 min	20 min	30 min	45 min	1h	2h	3h	4h	5h	6h	8h	10h	20h
1.85V/cell	322.5	274.9	247.1	220.5	168.5	126.4	102.2	60.8	45.7	37.5	32.2	28.2	22.9	19.1	10.2
1.80V/cell	386.4	312.2	271.0	235.1	176.8	132.7	107.2	63.8	47.7	39.2	33.6	29.4	23.7	19.8	10.3
1.75V/cell	431.3	344.9	288.7	247.8	184.3	137.3	110.8	66.0	49.1	40.1	34.3	29.9	24.0	19.9	10.4
1.70V/cell	470.9	366.5	307.7	261.8	193.6	143.0	115.0	67.6	50.1	41.0	34.8	30.4	24.3	20.1	10.5
1.65V/cell	519.3	391.4	330.2	274.5	201.9	147.7	119.1	69.2	51.3	41.8	35.3	30.8	24.6	20.3	10.6
1.60V/cell	578.9	418.2	345.1	286.6	211.1	152.9	122.4	71.1	52.7	42.6	35.9	31.3	24.8	20.5	10.7

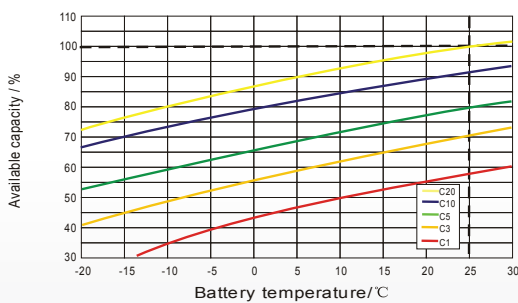
Discharge Characteristics



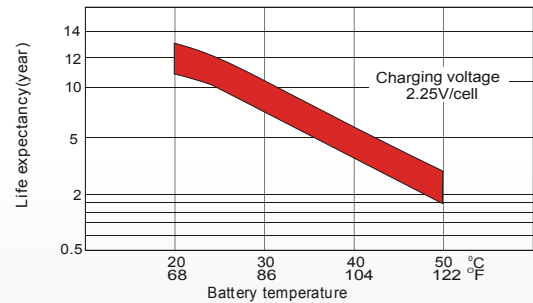
Float Charging Characteristics



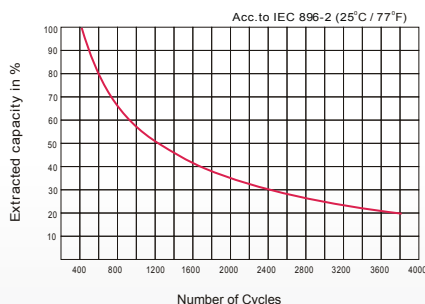
Temperature Effects in Relation to Battery Capacity



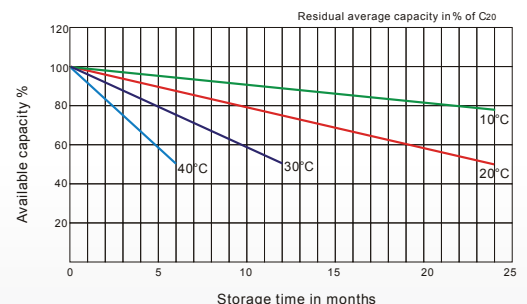
Effect of Temperature on Long Term Float Life



Cycle Life in Relation to Depth of Discharge



General Relation of Capacity VS. Storage Time



ALL DATA IS SUBJECT TO CHANGE WITHOUT NOTICE